






2012 RACE OFFICER PLATFORM INFO

5 March 2012

1. Get Yellow R/C bag, Flag Bag, Radio, Horn, Binoculars from R/C locker. **DO NOT PLACE BINOCULARS IN BAG, BANGING THEM AROUND WILL BREAK THEM.**
2. Display the **YELLOW RC Flag** (yellow with RC on it) from atop and **POSTPONEMENT Flag** before leaving marina. The image shows two flags: a yellow square flag with the letters 'RC' in red, and a white pennant flag with three red vertical stripes.
3. For Monday Night: Leave dock in time to get to JB no later than 1630 to observe wind, pick course and starting line location.
For Thursday Night: Leave dock in time to check wind and set marks of course, and anchor at starting line before 1700 start. Typically leave 1630.
4. Go to the mouth of the creek and using the Wind Speed Meter, determine the wind speed and direction. **Pick a suitable course length for the wind speed and to get a windward leg using the course selection guide.** Courses are defined in Race Instructions Appendix D and the Course Selection Guide.
5. Anchor such that the start line is approximately perpendicular to the course to the next mark. **A long starting line is better than a short one.** Do not anchor in the channel.
6. Display the pure **ORANGE flag** for Starting Line on race officer platform. Sight the start and finish line from this flag. **Ensure that the start line is at least 1 boat length (approximately 25 feet) long for the total number of starters in the largest fleet for the race; longer is better.** Display the course designation for the racers. The image shows a solid orange square flag.
7. Get all required flags from the flag bag, White, Blue, Red, P, Over Early, General Recall. Provide instructions and info to hailing yachts, log each as they check in. Announce course and approximate starting time of race on VHF 68.
8. Select a time that will be 1 minute prior to the desired begin of the starting sequence and call this time BEGIN. Lower the Postponement Flag and sound the horn once at BEGIN. Announce “Start of sequence in one minute” on radio. The image shows a white pennant flag with three red vertical stripes.
9. Do the starting sequence shown at the end of this section. It is suggested to use the countup timer to minimize the math and potential for errors. However, record the time of day of the start of the sequence in case the count up timer fails or is accidentally reset.
10. Flag any over early yachts by raising the Individual Recall (Code “X” flag) and sound the horn once. Continue to raise the Individual Recall until the yacht crosses the start line or the next start, whichever comes first. Announce yacht name(s)/sail number(s) on VHF 68. The image shows a white square flag with a blue cross in the center.
11. In the event that the Race Officer cannot determine who is over early or there is an error in the starting procedure, display the General Recall Flag (First Substitute Flag - yellow triangle in blue triangle) and sound the horn twice. The prep signal for a new start for the recalled fleet shall be made one minute after General Recall Flag is lowered, and starts for any succeeding classes shall follow the new start. The image shows a blue triangle pointing to the right with a yellow triangle pointing to the left inside it.
12. Once all yachts have started:

- (a) Record wind velocity on score sheet
- (b) Record PHRF-B and PHRF-C courses on score sheet
- (c) move to the finish mark to set a proper finish line as indicated on the course diagram. The finish line is a line between the finish mark and the **ORANGE** flag on the RO platform. The finish line should be perpendicular to the course from the prior mark.

13. **Record any lap times and finish times.** The yacht completes the lap or finishes when any part of yacht or crew in normal position crosses the finish line.
14. Continuously monitor the conditions and take appropriate action if warranted. These actions include:
 - (a) Shortening the course.
 - (b) abandoning the race.
15. If conditions deteriorate, consider the following options in order presented. The intent is to have a fair and safe race.
16. **Shorten Course** - If the lead yacht has not reached a mark, the race can be shortened to that mark as follows:

When appropriate, the race officer may shorten the course by flying flag "S" (a white flag with a blue square in the center). In this event, the race officer shall make every effort to inform all competitors by using VHF CH68, a single sound signal and hailing. The finish line shall be a line from the finishing mark perpendicular to the course from the prior mark. The race officer platform shall be placed so that finishing yachts will pass the mark on the original course side of the mark.



17. **Change of Course** – If the lead yacht has not reached a mark, the next mark or finish line can be changed as follows:

The Race Officer may change a leg of the course that begins at a rounding mark by changing the position of the next mark (or the finishing line) and notifying all competitors on VHF CH68 before any yacht begins the leg. The next mark need not be in position at that time.



18. **Reduce Number of Laps in Multi-Lap Course** - If the lead yacht **has rounded** the lap finish mark, the number of laps for a multi-lap course can be reduced as follows:

When appropriate and prior to any yacht completing the original course, the race officer may reduce the number of laps in a multi-lap course to the last lap completed by the lead yacht by flying the pure **GREEN** flag. In this event, the race officer shall make every effort to inform all competitors by using VHF CH68, two sound signal and hailing. The finish line shall be a line from the finishing mark perpendicular to the course from the prior mark. The latest lap times will be used as the official finish times. Yachts that have not completed the lap within one hour after the 1st yacht will be scored "DNF".



19. **Abandon Race** - If the conditions create a safety hazard or if no yacht has finished prior to 19:00 during April, May, September, October or 19:30 during June, July, August, abandon the race as indicated below:

When appropriate, the race officer may abandon the race by flying flag "N" (a blue and white checkerboard flag). In

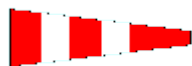


this event, the race officer shall make every effort to inform all competitors by using VHF CH68, three sound signal and hailing. When the race is abandoned, there will be no score for any yacht regardless of finish.

20. Remain on station at the finish until all yachts have finished or are accounted for.
21. Cleanup as follows:
 - (a) Put Clock and Windmeter back in protective box
 - (b) Put Course Letters back in their bag
 - (c) Put Clock, Windmeter, Course Letters in Duffel Bag
 - (d) Put Flags back in their bag
 - (e) Put Duffel Bag, Horn, Radio, Flags back in Race Committee Locker
 - (f) Connect Horn and Radio to Battery Chargers
 - (g) Put Score Sheet in Rack on Locker Door**

FLAGS AND SIGNALS

The meanings of visual and sound signals are stated below. An arrow pointing up or down (↑↓) means that a visual signal is displayed or removed. A dot (●) means a sound; dots with dashes (●---●) mean a repetitive sound. When a visual signal is displayed over a class flag, the signal applies only to that class.



(↑●● ↓●)

Races not started are postponed.
Warning or other signal will be made 1 minute after removal.



Protest Flag.



(●---●)

The position of the next mark has changed.



Start/Finish Line on RC Boat.



(↑●●●↓●)

All races are abandoned.



(↑●)

B Fleet Class Flag



(↑●●)

Race course shortened.



(↑●)

A Fleet Class Flag



(↑●●)

No. of laps in a multi-lap racecourse are reduced.



(↑●)

Preparatory Signal



(↑●)

Individual recall.



(↑●)

Wear personal buoyancy.



(↑●●)





























General recall.

Time Limit -

Unless otherwise stated, the time limit for races during April, May, September, and October will be 1900. During June, July and August the time limit will be 1930. If two or more yachts finish within the time limit, then the race shall be valid for all competitors. If the time limit is exceeded abandon the race using the Abandon Flag. Yachts finishing more than one hour after the time limit will receive a DNF (did not finish). The Race Officer boat is required to remain on station unless released by boats remaining on the race course.

Appendix A Starting Sequence

Monday Night: Three starts	Thursday Night: One start
White Fleet is Non-Spinnaker	White Fleet is Portsmouth
Red Fleet is PHRF 170 and greater	
Blue Fleet is PHRF < 170 and any Portsmouth boats	

Time Minutes	Action	Displayed Flags	Flag Change
	Postponement Flag Flying		
0 Start clock	Lower Postponement Flag , start the countup clock, record the current time of day, and sound horn 1 time.		 ↓
1	Hoist pure White flag, sound horn. “ White “ Warning Signal		 ↑
2	Hoist “ P ” Flag, sound horn “ White ” Prep Signal	 	 ↑
5	Lower “ P ” flag, long sound horn “ White ” One-Minute Signal		 ↓
6	Lower “ White ” flag, sound horn “ White ” Start Signal <i>For Monday night second start:</i> Raise “ Red ” Flag “>= 170” Warning Signal	 	  ↓ ↑
7	Hoist “ P ” Flag, sound horn “ Red ” Prep Signal	 	 ↑
10	Lower “ P ” flag, long sound horn “ Red ” One-Minute Signal		 ↓
11	Lower Red flag, sound horn “ Red “ Start Signal <i>For Monday night third start:</i> Raise Blue Flag “ Blue ” Warning Signal	 	  ↓ ↑
12	Hoist “ P ” Flag, sound horn “ Blue ” Prep Signal	 	 ↑
15	Lower “ P ” flag, long sound horn “ Blue ” One-Minute Signal		 ↓
16	Lower Blue Class Flag, sound horn “ Blue ” Start Signal		 ↓

Over Early-- If any yacht has crossed the starting line prior to their start, hoist the "X" flag, hail the early starters, and give one horn blast. The "X" flag is not lowered until all early starters have returned or after 4 minutes. Announce yacht name/sail number over radio.



General Recall - In the event that the Race Officer cannot determine who is over early or there is an error in the starting procedure, display the General Recall Flag (First Substitute Flag - yellow triangle in blue triangle) and sound the horn twice. Announce General Recall over radio. The prep signal for a new start for the recalled fleet shall be made one minute after General Recall Flag is lowered, and starts for any succeeding classes shall follow the new start.

